



# KiwiSaver Plan: Fact Sheet

November 2023

## What is Pathfinder KiwiSaver?

The Pathfinder KiwiSaver Plan (Pathfinder KiwiSaver) is an ethical investment. This means that we consider environmental, social and governance matters when investing. We do this to be consistent with our mission to grow individual wealth and collective well-being and because we believe companies that are more ethical make better long-term investments.

Pathfinder KiwiSaver has three Funds which are managed by us. The Funds pool the money of investors within each Fund and invest in assets (such as shares, bonds, and bank deposits) on behalf of those investors. Each Fund actively invests in and manages a different combination of assets, which varies the level of risk and potential return of each Fund. This means you can select a Fund into which your contributions will be placed to suit your risk profile and investment goals.

## Fund Performance\* (after fees, before tax)

	1 Month	6 Months	1 Year	3 Years p.a.	Inception p.a.
<b>Conservative</b>	<b>2.3%</b>	<b>1.5%</b>	<b>3.8%</b>	<b>2.2%</b>	<b>3.2%</b>
Morningstar Conservative Index **	2.9%	0.8%	2.6%	-0.1%	1.7%
<b>Balanced</b>	<b>4.2%</b>	<b>1.2%</b>	<b>4.9%</b>	<b>4.1%</b>	<b>5.9%</b>
Morningstar Balanced Index **	3.3%	1.7%	4.7%	3.9%	5.5%
<b>Growth</b>	<b>5.0%</b>	<b>0.7%</b>	<b>4.9%</b>	<b>5.0%</b>	<b>8.5%</b>
Morningstar Growth Index **	3.4%	2.2%	5.7%	6.1%	7.5%

\* Performance as of 30 November 2023. Trading started: July 2019.  
\*\* The Morningstar Indices are used to calculate market index returns for performance period after 1 December 2021. Earlier market index returns are calculated retrospectively using the composite indices described in each quarterly fund before Dec 2021. You can find details of the change here.

## Investing Ethically

### First, we avoid harm.

We avoid investments that disrespect people, our planet and animals such as animal testing, fossil fuel extraction and weapons.

### Next, we aim to do good.

We consider Environmental, Social and Governance (ESG) data and tilt our portfolio towards positive investment themes (such as Renewable Energy, Water & Community Housing). We're particularly seeking companies that meet our financial investment criteria alongside our ESG focus and sustainable themes. We're a signatory to the UN Principles of Responsible Investment and aspire for our investment decisions to contribute to the UN's Sustainable Development Goals.

### Climate Change

We believe climate change is a significant threat to our communities and ecosystems and encourage companies to transition to a lower carbon world. We strive for our investment decisions to drive down the overall emission profile of our fund portfolio.



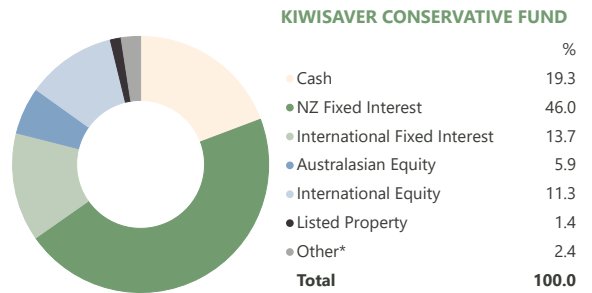
Please refer to our Ethical Investment Policy for more details.



## 20% Charitable Giving

Pathfinder donates 20% of its gross management fee to a family of NZ charities selected by our members.

## Asset Allocation



\*Other assets include investments in private assets such as unlisted equities and unlisted property

## Fees & Costs (estimated)

Growth Fund: 1.30% (plus applicable GST)

Balanced Fund: 1.17% (plus applicable GST)

Conservative Fund: 0.94% (plus applicable GST)

The member fee is \$2.25 a month (\$27 a year). This is not charged if your account balance is under \$1,000 or if the Member is under 18 years of age. No performance fees are charged to any of the Funds. For more information about Fund fees, please see the PDS.

Join the future of investment.

0800 ETHICAL (384 4225)  
info@pathfinder.kiwi  
pathfinder.kiwi

Level 37, PwC Tower  
15 Customs St West  
Auckland, 1010

**Certified**  
**B**  
Corporation