

ADVISER PORTAL

Features guide

Adviser view

Adviser name & date

Your adviser name will be displayed here as well the latest pricing date.

Investor directory

An investor / investment keyword search will provide quick access to your investors throughout the portal. The search will use a predictive experience to quickly show search results as keywords are typed. Additionally, the '<' enables the directory to be hidden so the portal can be presented to an investor without exposing other investors details.

Highlights

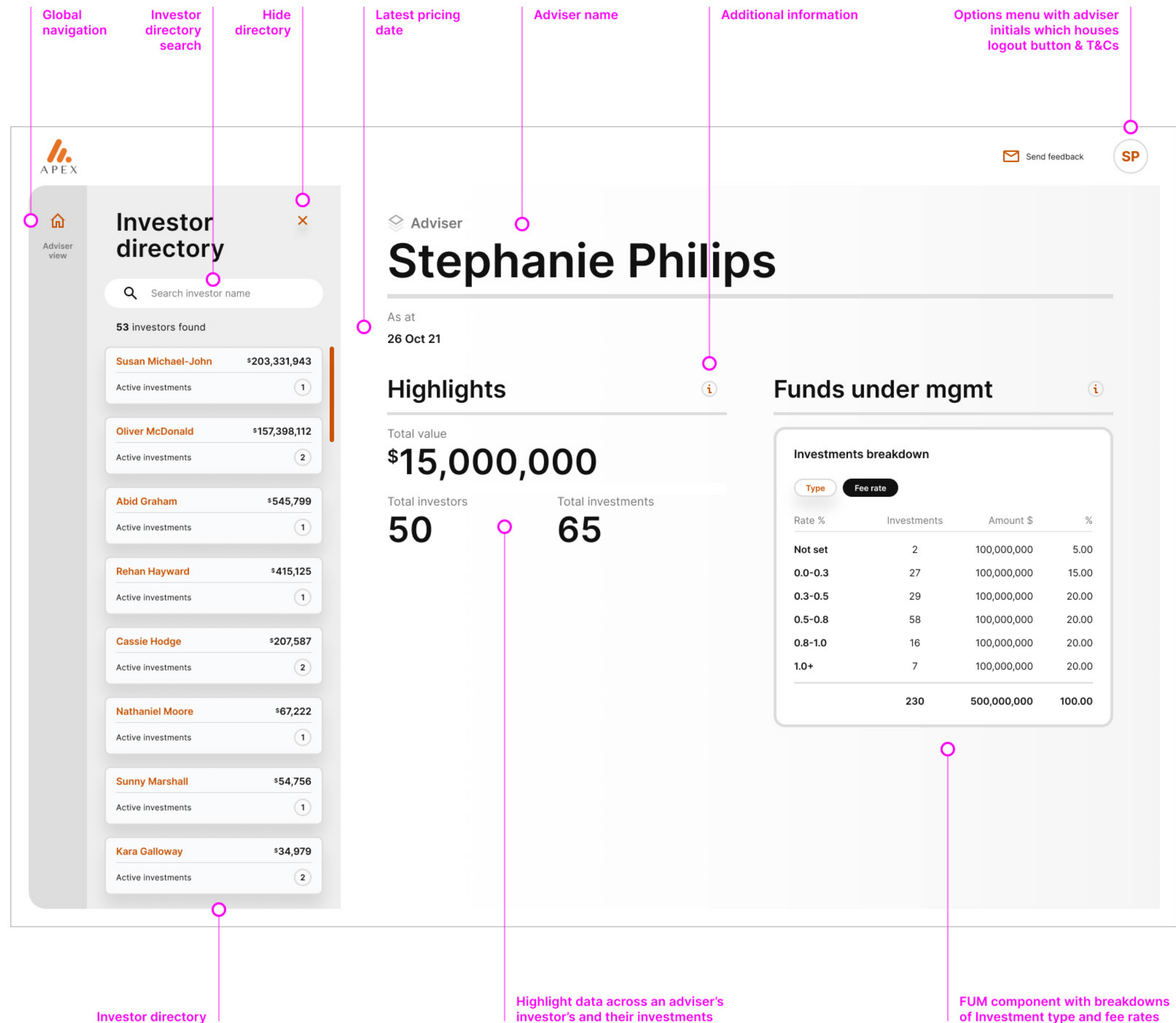
This component displays high-level figures across all of your investors (incl 'Total value' and 'Total investments') for open & closed investments based on the latest pricing date.

Funds under management

This component displays all of your investor's investments, broken down by specific categories. You can filter by Investment Type e.g. Retail / KS and Fee rate band.

Additional information

Certain components across the adviser portal may show a [i] icon. Pressing this provides details of how calculations are made, data is gathered and definitions for that specific component.



Investor name & date
periods

By default, the global date filter will be set to the inception period back from the latest pricing date.

This component displays aggregated high-level details for a specific investor and their investments broken down into key financial figures.

This component displays all of your investor's investments, profiling key financial information and current status.

This component will display the Aggregated fees and documents across all an investor's investments.

Toggle to change listing content. Fees is set as the default state

Investment list with specific investment statuses that click through to further investment information

Investment view

Header with investments

The header area will provide access to specific investment data and the date picker

Highlights

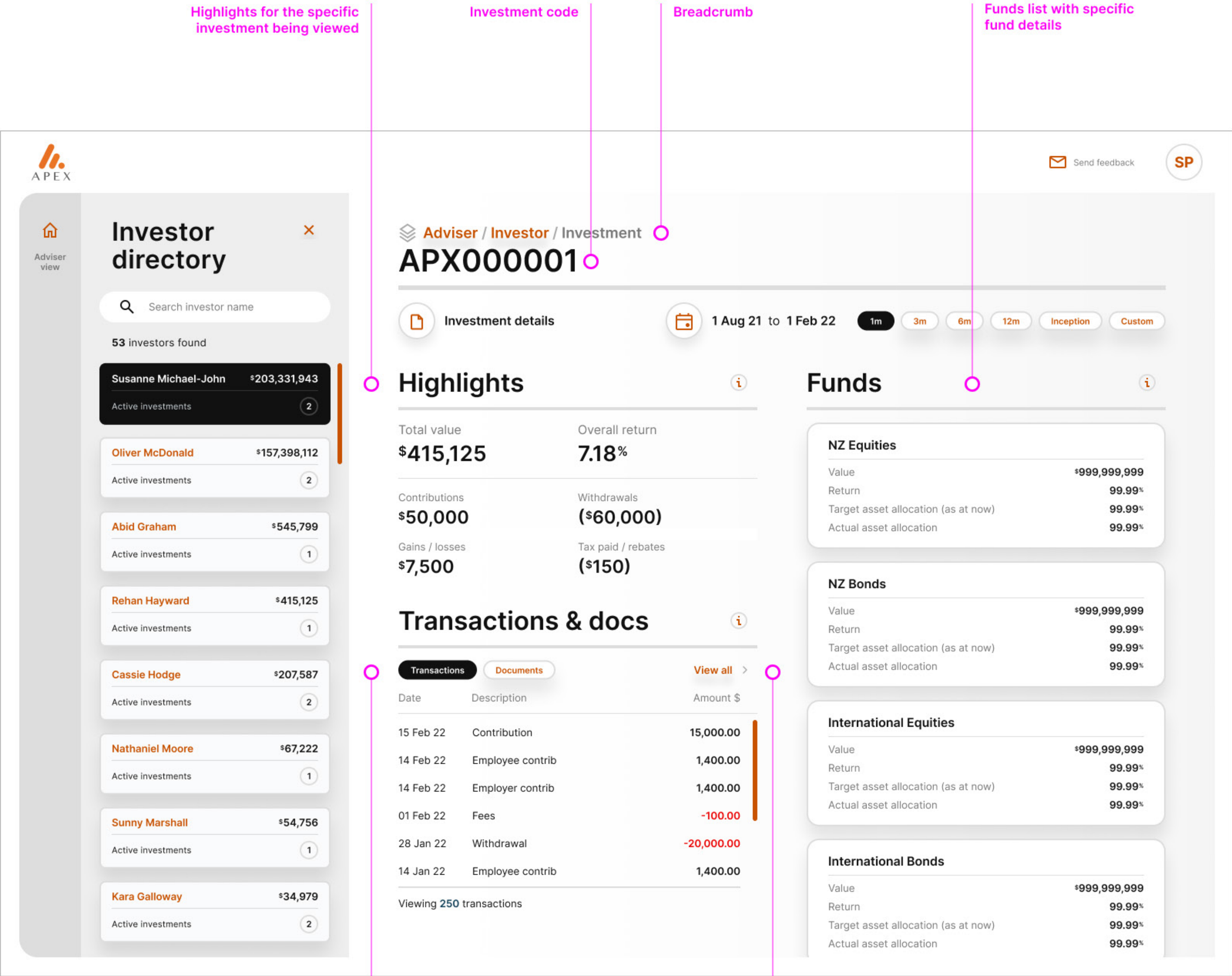
Detailed highlights will display key investment information.

Funds

This component will list all the funds that the investment is invested in with key fund information.

Transactions & docs

This component will display the latest transaction and documents across the currently viewed investment.



Toggle to change listing content. Transactions is set as the default state and fees are not available in investment view

'View all' button will expand the listing to full screen

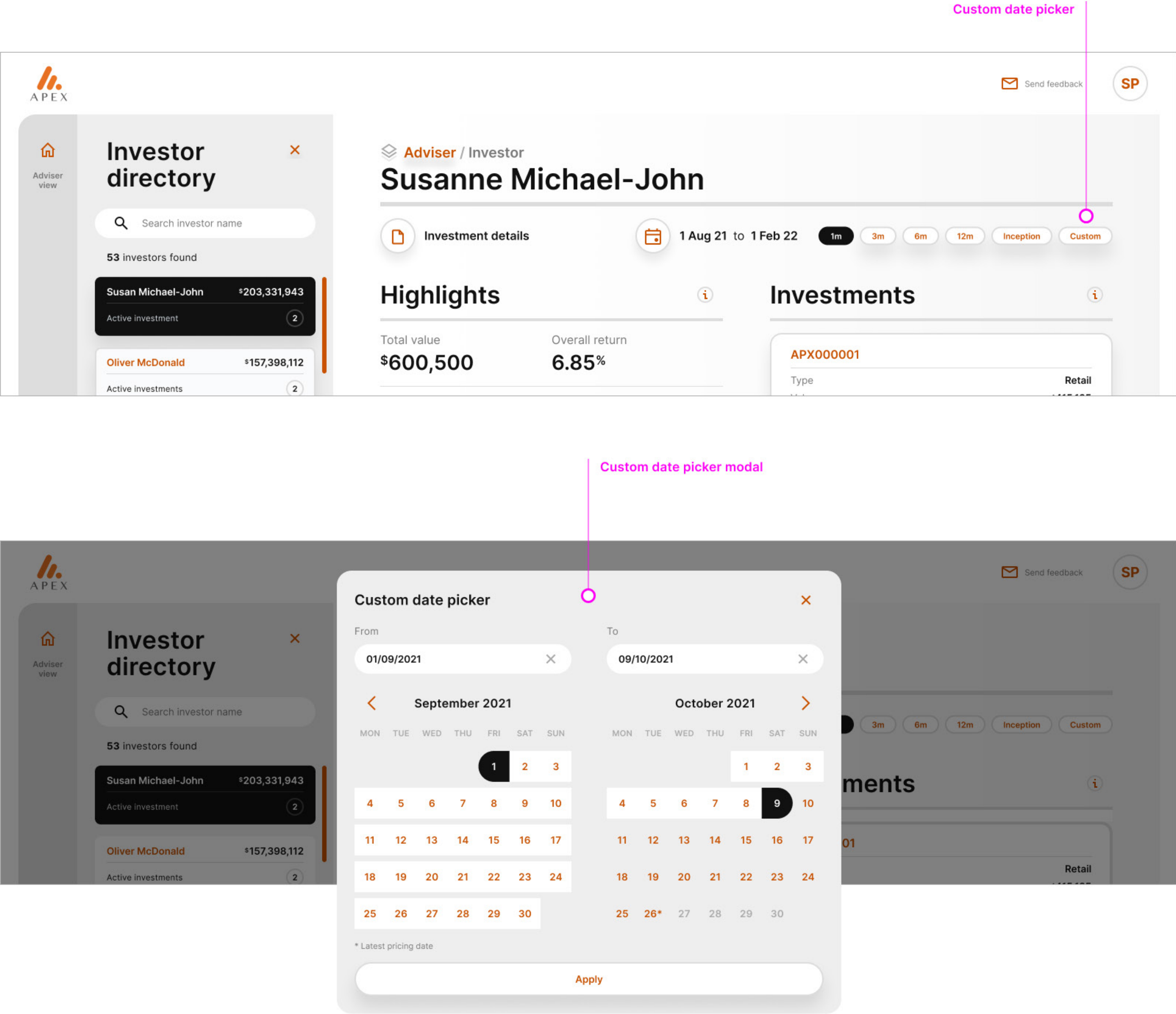
Custom date picker - Investor & investments view

Date period and button

The date picker will be enhanced so historic data can be viewed via a custom date picker accessed by a new button in the header area.

Custom date picker

A new date picker provides custom 'To' and 'From' dates to be selected.



Transactions, fees & docs

Investor view

Across this view the component will show only Fees and Documentation data.

Fees & docs

FeesDocumentsView all >

Date	KiwiSaver \$	Retail \$
March 22	100	150
Feburary 22	10.00	15.00
January 22	10.00	15.00
December 21	10.00	15.00
November 21	10.00	15.00
October 21	10.00	15.00
Oct 21 - Mar 22	600	900

*Fees are finalised at the end of each month

Aggregated fees will only show in investor view, transactions will not

Investment view

Across this view the component will show only Transactions and Documentation data.

Transactions & docs

TransactionsDocumentsView all >

Date	Description	Amount \$
15 Feb 22	Application	15,000.00
14 Feb 22	Application	1,400.00
14 Feb 22	Application	1,400.00
01 Feb 22	Fees	-0.53
28 Jan 22	Redemption - PIE tax paid	-0.53
14 Jan 22	Application	1,400.00

Viewing 250 transactions

Transactions listing in investment view will only show transactions for the currently viewed investment

Aggregated fees are not displayed in investment view

Documents listing in investment view will not display investment codes and only show documents for the currently viewed investment

Transactions & docs

FeesDocumentsView all >

Date	Document
31 Jan 22	Monthly statement of holdings 31012022.pdf
13 Jan 22	Transactions advice 13012021.pdf
31 Dec 21	Monthly statement of holding 31122021.pdf
13 Nov 21	Welcome.eml
5 Nov 21	AML documents.pdf
5 Nov 21	Application.pdf

Viewing 250 documents

Documents listing in investor view will display documents linked to an investor and their investments. Documents linked to an investor do not display an investment code

Transactions & docs

TransactionsDocumentsView all >

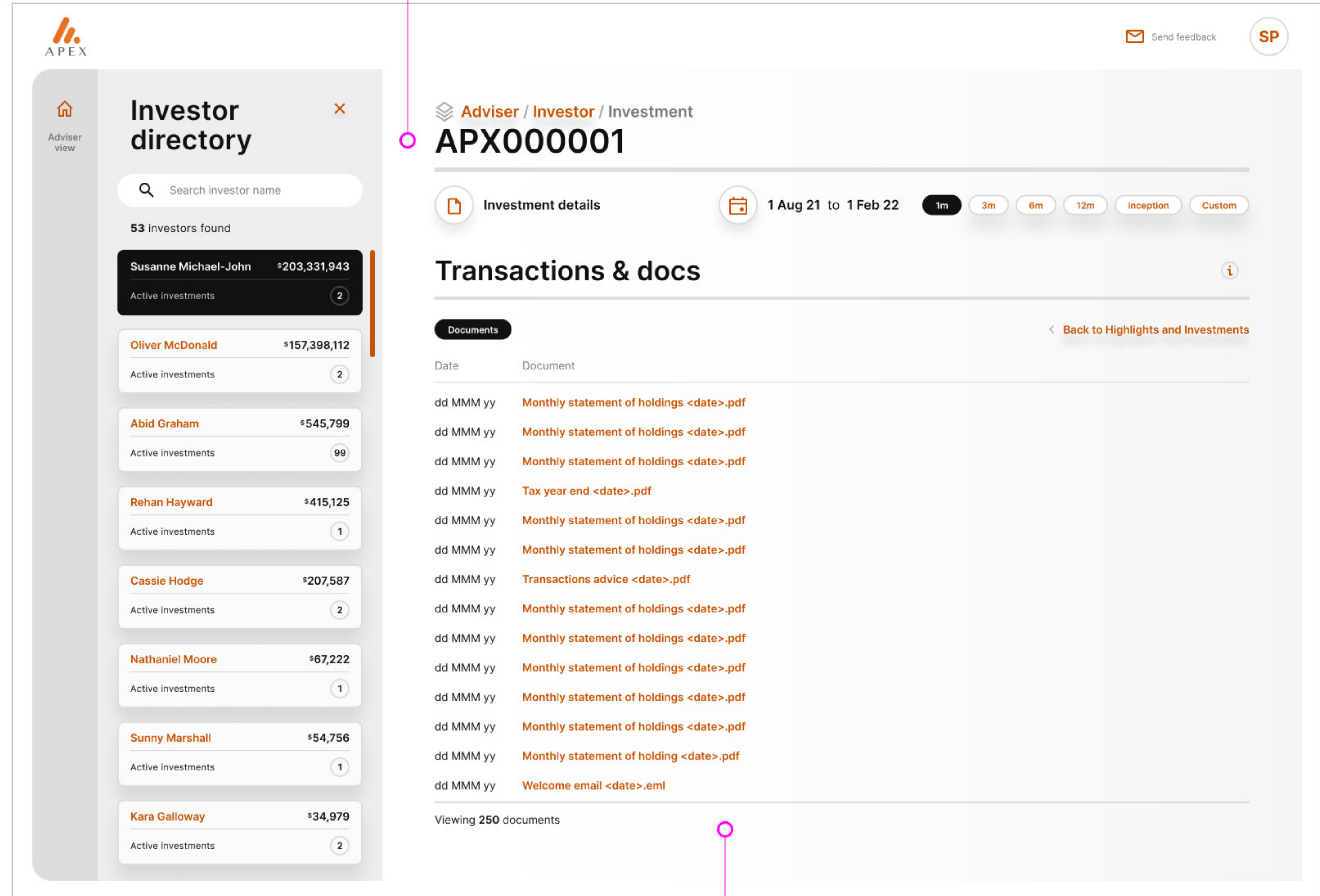
Date	Document
31 Jan 22	Monthly statement of holdings 31012022.pdf
13 Jan 22	Transactions advice 13012021.pdf
31 Dec 21	Monthly statement of holding 31122021.pdf
13 Nov 21	Welcome.eml
5 Nov 21	AML documents.pdf
5 Nov 21	Application.pdf

Viewing 250 documents

Documents can be downloaded by clicking on them

Investment view -
Documents full screenInvestment view -
Documents full sc

Based on the type of listing e.g. transactions, additional columns and advanced features will be displayed.



Documents can be downloaded by clicking on them

Investor details - investor view

Investor details when revealed will display key information such as name, address, phone number, email, PIR and IRD number.

Investor directory

Search investor name

53 investors found

Susanne Michael-John \$203,331,943
Active investments 2

Oliver McDonald \$157,398,112
Active investments 2

Abid Graham \$545,799
Active investments 1

Rehan Hayward \$415,125
Active investments 1

Cassie Hodge \$207,587
Active investments 2

Nathaniel Moore \$67,222
Active investments 1

Sunny Marshall \$54,756
Active investments 1

Kara Galloway \$34,979
Active investments 2

Adviser / Investor

Susanne Michael-John

Investment details 1 Aug 21 to 1 Feb 22 1m 3m

Highlights

Total value **\$222,222,222** Overall return **22.22%**

Contributions **\$450,000** Withdrawals **(\$60,000)**

Gains / losses **\$90,350** Tax paid / rebate **(\$150)**

Fees & docs

Fees **Documents** **View all**

Date	KiwiSaver \$	Retail \$
February 22	10.00	15.00
January 22	10.00	15.00
December 21	10.00	15.00
November 21	10.00	15.00
Jun 21 - Feb 22	50.00	75.00

*Fees are based on date paid and calculated at the end of each month

Investment

APX000001

Type
Value
Return
Start date

APX000002

Type
Value
Return
Start date
Closed date

APX000003

WAITING FOR FULL

Type
Value
Return
Start date

Details

First name **Susanne**

Surname **Michael-John**

Email **Susanne_Michael-John@gmail.com**

Date of birth **01 Nov 1967**

Mobile / Phone **021 123 1234**

Address **125 Queen Street, Auckland, New Zealand 2025**

IRD Number **123-123-123**

PIR (as at 25 May 2023) **17.5%**

Send feedback

SP

Investment details -
investment view

Status plaque

APEX

Adviser view

Investor directory

Search investor name

53 investors found

- Susanne Michael-John** \$203,331,943
Active investments 2
- Oliver McDonald** \$157,398,112
Active investments 2
- Abid Graham** \$545,799
Active investments 1
- Rehan Hayward** \$415,125
Active investments 1
- Cassie Hodge** \$207,587
Active investments 2
- Nathaniel Moore** \$67,222
Active investments 1
- Sunny Marshall** \$54,756
Active investments 1
- Kara Galloway** \$34,979
Active investments 2

Adviser / Investor / Investment

APX000001

CLOSED

Investment details 1 Aug 21 to 1 Feb 22 1m 3m

Highlights

Total value **\$415,125** Overall return **7.18%**

Contributions **\$50,000** Withdrawals **(\$60,000)**

Gains / losses **\$7,500** Tax paid / rebates **(\$150)**

Funds

- NZ Equities**
Value
Return
Target asset allocation
Actual asset allocation
- NZ Bonds**
Value
Return
Target asset allocation
Actual asset allocation
- International Equity**
Value
Return
Target asset allocation
Actual asset allocation
- International Bond**
Value
Return

Transactions & docs

Transactions Documents View all >

Date	Description	Amount \$
15 Feb 22	Contribution	15,000.00
14 Feb 22	Employee contrib	1,400.00
14 Feb 22	Employer contrib	1,400.00
01 Feb 22	Fees	-100.00
28 Jan 22	Withdrawal	-20,000.00
14 Jan 22	Employee contrib	1,400.00

Viewing 250 transactions

Details

Type **KiwiSaver**

PIR (as at 25 Jun 23) **17.5%**

Fee rate **0.25%**

Start date **01 Nov 05**

Closed date **01 Nov 23**

Bank account name and number
S Michael-John
00 0000 0000000 00 (Primary)

Bank account name and number
SMJ account 2
00 0000 0000000 00

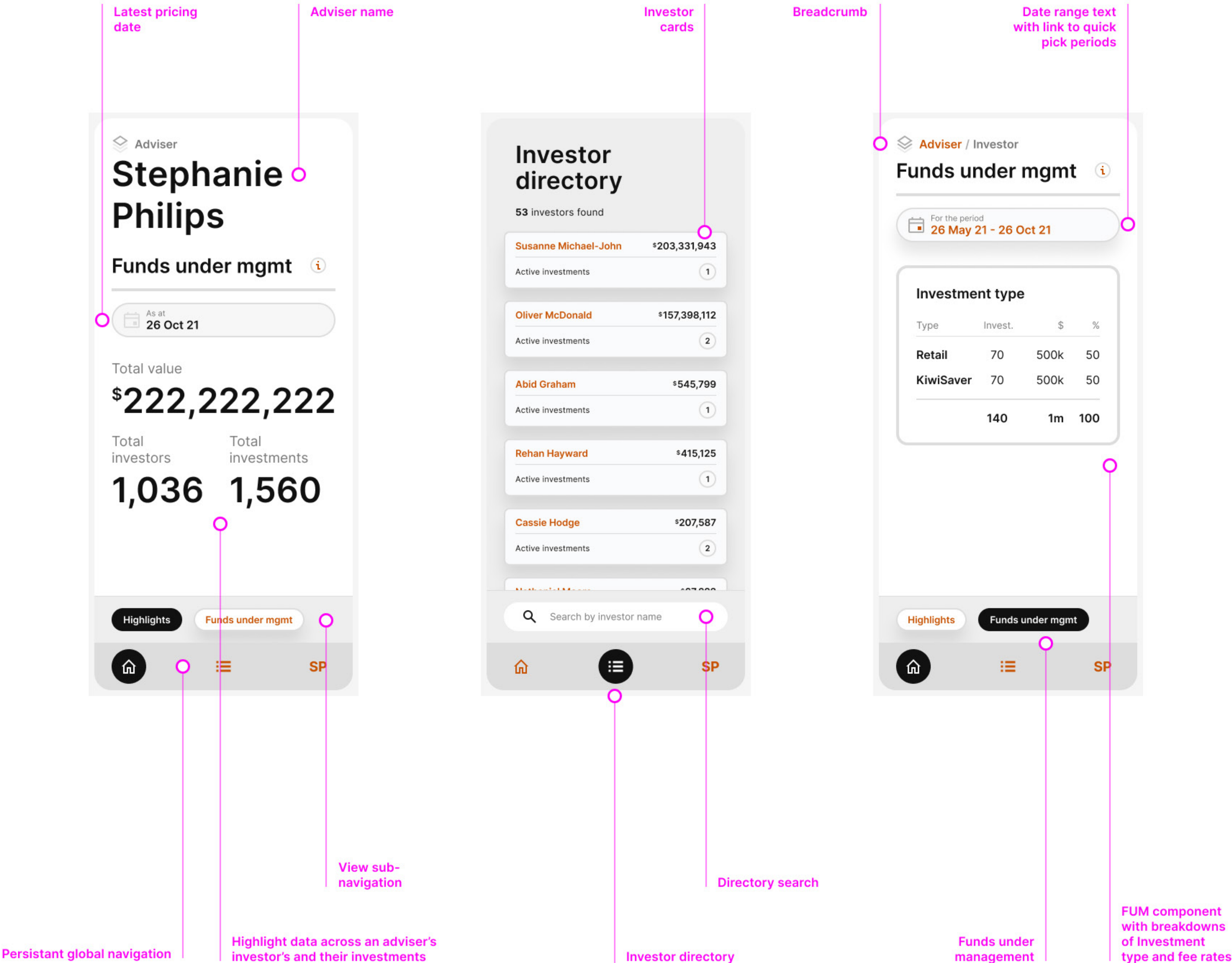
99.99%

Mobile

Adviser, Investor directory and Funds under management views

Mobile views display the same content that is available on the desktop version but split across sub-pages.

A persistent global navigation provides quick access to the main areas of the portal; the adviser view, investor directory and investor options.



Mobile

Investor, investments and funds views

Mobile views display the same content that is available on the desktop version but split across sub-pages.

