



Global Responsibility Fund: Fact Sheet

31 December 2024

Investment Strategy & Objective

Ethical investing in international equities and listed property, that satisfy Pathfinder's ethical investment criteria, to achieve above average long term, risk adjusted returns.

The Fund invests in international equities and listed property.

It achieves this by investing in Pathfinder's Wholesale Responsible Investment Fund.

Fund Performance* (after fees, before tax)

	6 Month	1 Year	3 Years p.a.	5 Years p.a.	Inception p.a.
Fund Return	5.1%	16.6%	7.2%	11.2%	10.5%
Benchmark Return**	10.8%	25.2%	9.5%	12.8%	12.2%

* Performance as of 31 December 2024. Trading started: October 2017.

** Morningstar Developed Markets Net Return Index.

Investing Ethically

Firstly, we aim to avoid harm: to people, planet and animals. We do this via our exclusions, exceptions and divestment process when selecting and monitoring investments.

Next, we aim to do good. We consider Environmental, Social and Governance (ESG) data and tilt our portfolio towards positive investment themes (such as Renewable Energy, Water & Community Housing). We're particularly seeking companies that meet our financial investment criteria alongside our ESG focus and sustainable themes. We're a signatory to the UN Principles of Responsible Investment and aspire for our investment decisions to contribute to the UN's Sustainable Development Goals.

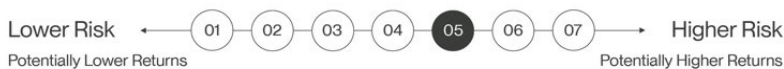
Climate Change. We believe climate change is a significant threat to our communities and ecosystems. We strive for our investment decisions to drive down the overall emission profile of our fund's equity portfolio.

Please refer to our **Ethical Investment Policy** and to our **Exceptions Register**, available on our website, for more details.

Investor Suitability

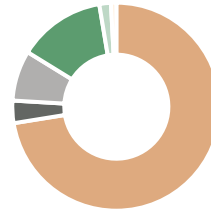
The Fund is suited to investors with a high tolerance to risk and a minimum investment timeframe of 8-10 years. The strategy has a majority weighting to international equities with a small allocation to cash. Consequently, there will be some volatility in the value of your investments which could result in low or negative returns.

Risk Indicator

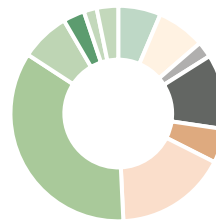


See the Pathfinder website for further information on the calculation of the risk indicator.

Holdings Detail



- North America 72.5%
- Australasia 3.5%
- Japan 7.8%
- Europe ex UK 13.6%
- United Kingdom 1.8%
- Other 0.8%



- Communication Services 6.6%
- Consumer Discretionary 7.5%
- Consumer Staples 2.5%
- Financials 11.6%
- Health Care 5.2%
- Industrials 17.2%
- Information Technology 35.9%
- Real Estate 7.6%
- Utilities 3.3%
- Cash and cash equivalents 2.0%
- Materials 3.3%

Top 10 Holdings

	Portfolio Weighting %
Microsoft Corporation	4.4%
Cash at Bank - NZD	3.1%
NVIDIA Corp	2.6%
Apple Inc	2.2%
Digital Realty Trust Inc	1.7%
Equinix Inc	1.7%
Broadcom Inc	1.6%
Asml Holding Nv	1.4%
Costco Wholesale Corp	1.2%
Applied Materials Inc	1.2%

Fees & Costs

Annual Fee: 0.93% (plus applicable GST at 15%)
Buy spread: None
Sell spread: None

Join the future of investment

0800 ETHICAL (384 4225)
info@pathfinder.kiwi
pathfinder.kiwi
Level 37, PwC Tower
15 Customs St West
Auckland, 1010

