



Pathfinder™

Fund Update

Pathfinder Managed Investment Scheme *Ethical Growth Fund*

For the quarter end 30 June 2023
First made publicly available 31 July 2023



Fund Update for: the Pathfinder Managed Investment Scheme Pathfinder Ethical Growth Fund

Quarter ended 30 June 2023

This fund update was first made publicly available on 31 July 2023.

What is the purpose of this update?

This document tells you how the Pathfinder Ethical Growth Fund has performed and what fees were charged. The document will help you to compare the fund with other funds.

Pathfinder Asset Management Limited prepared this update in accordance with the Financial Markets Conduct Act 2013. This information is not audited and may be updated.

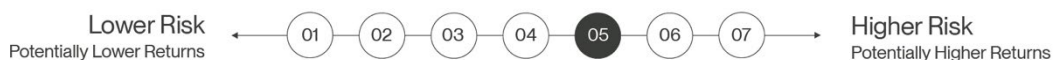
Description of this fund

An ethical portfolio invested in growth and income assets.

Total value of the fund	\$ 31,014,271.93
The date the fund started	17 August 2020

What are the risks of investing?

Risk indicator for the Pathfinder Ethical Growth Fund:



The risk indicator is rated from 1 (low) to 7 (high). The rating reflects how much the value of the fund's assets goes up and down. A higher risk generally means higher potential returns over time, but more ups and downs along the way.



To help you clarify your own attitude to risk, you can seek financial advice or work out your risk profile at www.sorted.org.nz/tools/investor-kickstarter.

Note that even the lowest category does not mean a risk-free investment, and there are other risks that are not captured by this rating.

This risk indicator is not a guarantee of a fund's future performance. The risk indicator is based on the returns data for the 5-year period from 1 July 2018 to 30 June 2023. While risk indicators are usually relatively stable, they do shift from time to time. The risk indicator will continue to be updated in future fund updates.

See the Product Disclosure Statement ([PDS](#)) for more information about the risks associated with investing in this fund.

Also, see Note 1 for information on the risk indicator calculation.

How has the fund performed?

Pathfinder Ethical Growth Fund	Past year
Annual return (after deductions for charges and tax)	9.64%
Annual return (after deductions for charges but before tax)	10.22%
Market index annual return (reflects no deductions for charges and tax)	9.94%

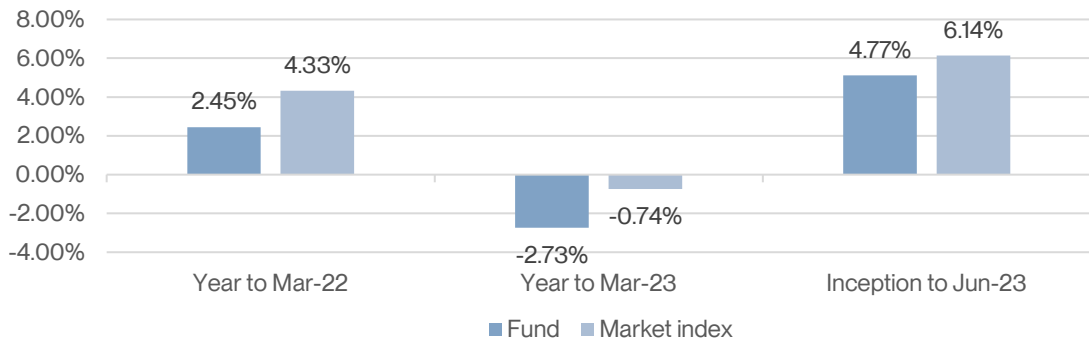
The market index annual return is the Morningstar® Target Allocation Index™: Growth Multisector for New Zealand, 100% non-New Zealand Fixed Interest in the Fund hedged to NZD, 0% other non-New Zealand assets hedged to NZD. The index is gross of dividends and tax except for International Equities and International Listed Properties, which are gross of dividends after deducting the tax withheld.



The market index changed on 1 October 2021. The previous index was a weighted composite benchmark index as described in the SIPO (“3. Investment objective and benchmark”) dated 29 June 2023. The new index is independently administered and widely used to compare funds in New Zealand. The manager also considers that the new market index is more appropriate for measuring changes in the market in relation to returns on the assets that the Fund invests in. As a result of this change, the market index annual return is calculated using the previous market index for the period from 17 August 2020 to 30 September 2021 and the new market index from 1 October 2021.

Additional information about the index is available on the offer register at www.business.govt.nz/disclose (search Offers, using Offer OFR10780, Documents, Other Material Information).

Annual Return Graph



This shows the return after fund charges and tax for each year ending 31 March since the fund started. The last bar shows the average annual return since the fund started, up to 30 June 2023.

Important: this does not tell you how the fund will perform in the future.

Returns in this update are after tax at the highest prescribed investor rate (**PIR**) of tax for an individual New Zealand resident. Your tax may be lower.

What fees are investors charged?

Investors in the Pathfinder Ethical Growth Fund are charged fund charges. In the year to 31 March 2023 these were:

Pathfinder Ethical Growth Fund

% of net asset value

Total fund charges*	
which are made up of -	1.30%
<hr/>	
Total management and administration charges:	
Including -	1.30%
<hr/>	
Manager's basic fee	1.25%
<hr/>	
Other management and administration charges	0.05%
<hr/>	

* All amounts exclude any applicable GST

Performance fees and individual action fees: There are no performance fees or individual action fees.

Small differences in fees and charges can have a big impact on your investment over the long term.

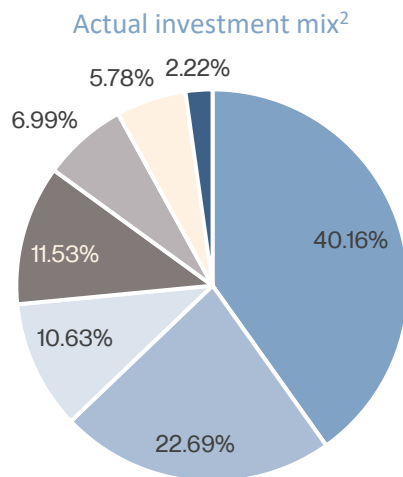
Example of how this applies to an investor

Angela had \$10,000 in the fund at the start of the year and did not make any further contributions. At the end of the year, Angela received a return after fund charges were deducted of \$1,022 (that is 10.22% of her initial \$10,000). Angela did not pay any other charges. This gives Angela a total return after charges and tax of \$964 for the year.

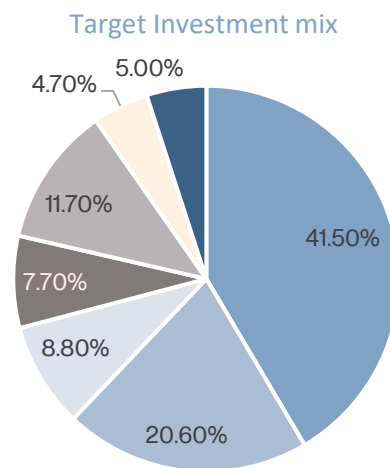


What does the fund invest in?

This shows the type of assets that the fund invests in.



- International equities: 40.16%
- Australasian equities: 22.69%
- New Zealand fixed interest: 10.63%
- Cash and Cash equivalents: 11.53%
- International fixed interest: 6.99%
- Listed property: 5.78%
- Other: 2.22%



- International equities: 41.50%
- Australasian equities: 20.60%
- New Zealand fixed interest: 8.80%
- Cash and Cash equivalents: 7.70%
- International fixed interest: 11.70%
- Listed property: 4.70%
- Other: 5.00%



Top 10 investments

Name	% of net asset value	Type	Country	Credit Rating
Cash at Bank-NZD-Westpac	7.44%	Cash and cash equivalents	NZ	AA-
Microsoft Corporation	2.61%	International equities	US	N/A
Vector NZ 4.996%	2.32%	New Zealand fixed interest	NZ	BBB+
Infratil Ltd	2.18%	Australasian equities	NZ	N/A
First Solar Inc	2.15%	International equities	US	N/A
Lam Research Corp	1.91%	International equities	US	N/A
Asml Holding Nv	1.69%	International equities	NL	N/A
Telstra Corp Ltd	1.61%	Australasian equities	NZ	N/A
QBE Insurance Group Ltd	1.43%	Australasian equities	AU	N/A
Woolworths	1.39%	Australasian equities	AU	N/A

The total value of the top 10 investments make up 24.74% of the net asset value of the fund.

Currency hedging: Changes in the value of the NZ dollar relative to other currencies can have a big impact on your investment over the long term. The target currency hedging is 0% of non-NZD equity exposure and 100% of non-NZD fixed interest exposure (actual hedging level was 46.89% at 30 June 2023 (this will change over time)). Total unhedged foreign currency exposure is 41.60% of the net asset value of the fund at 30 June 2023 (this will change over time).



Key personnel

Name	Current position	Time in position	Previous position	Time in position
John Berry	Chief Executive Officer	14 years 3 months	Deutsche Bank - Consultant	4 years, 9 months
Paul Brownsey	Chief Investment Officer	14 years 3 months	Deutsche Bank - Director	5 years
Kent Fraser	Chair of Investment Committee	6 years, 9 months		

Nish Vyas is no longer a member of the Ethics and Investment Committee.

Further information

You can also obtain this information, the [PDS](#) for Pathfinder Investment Funds, and some additional information from the offer register at www.business.govt.nz/disclose

Notes:

1. Risk Indicator: This risk indicator is not a guarantee of a fund's future performance. Market index returns as well as the fund's actual returns have been used to fill in the risk indicator because the risk indicator is calculated using returns data for the five-year period ending on 30 June 2023. Market index returns have therefore been used for the period from 1 July 2018 to 17 August 2020 when the fund was not in existence, and actual fund returns have been used since then. As a result of those returns being used, the risk indicator may provide a less reliable indicator of the potential future volatility of the fund. While risk indicators are usually relatively stable, they do shift from time to time. The risk indicator will continue to be updated in future fund updates. As more of the fund's actual returns are used to calculate the risk indicator over time, the effect of the change in market index on the risk indicator will decrease. However, as already noted, any use of market index returns may result in a less reliable indicator of potential future volatility of the fund.
2. Actual Investment Mix - Other: Other assets are direct investments that are unlikely to be stock exchange listed. These can include investments known as 'impact investments', 'venture capital', 'private equity', carbon credits, and also 'private credit'. This category



also includes unlisted property, such as direct ownership in property or ownership of property companies that are not listed on a stock exchange.